



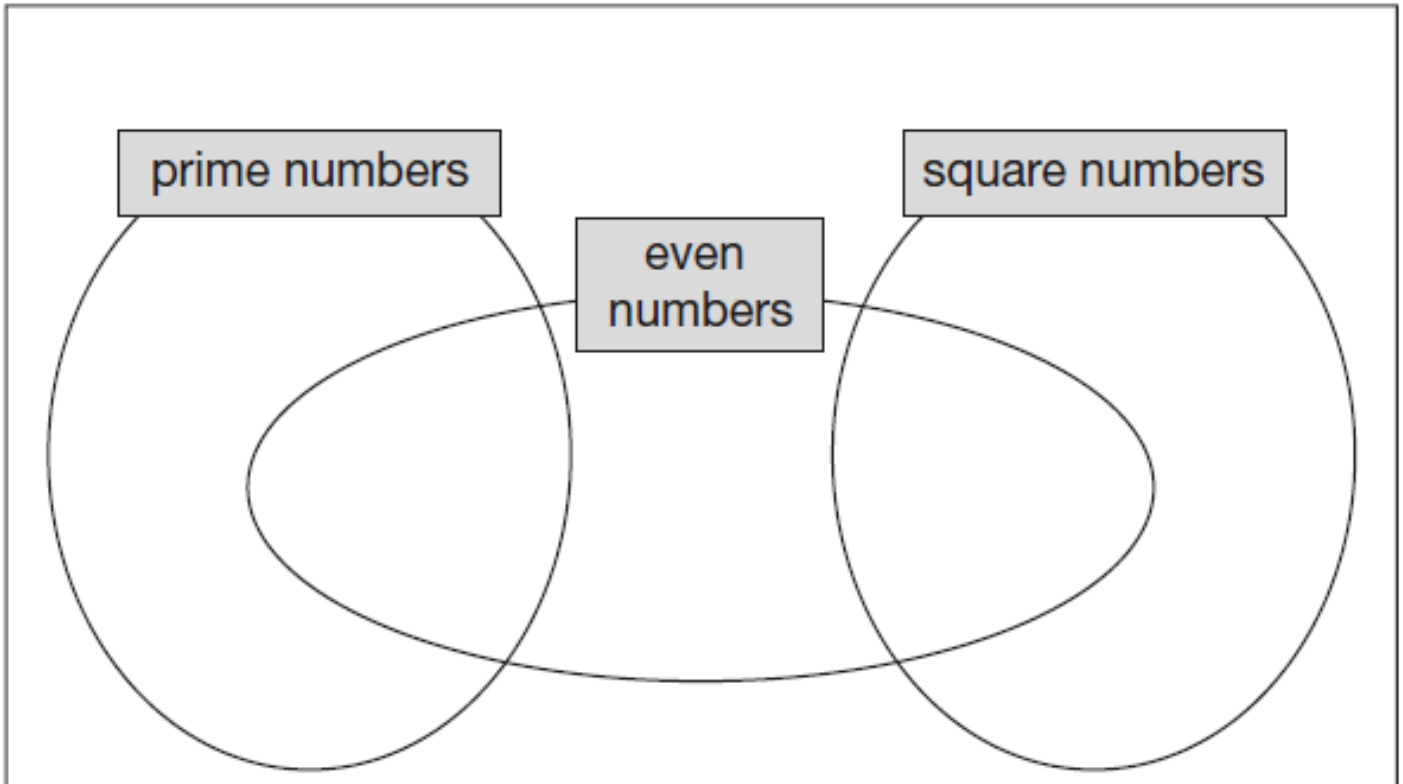
SORTING DIAGRAMS

Help Code : 026

5 Write each number in its correct place on the diagram.



16 17 18 19



2019 Organiser Out Now... All-New *Arithmetic Ninjas, Paired Domino Activities, Self-Marking Papers, One Page Wonders* and new Tutorial videos for last Summer's SATs. Try it free [press here!](#)



1 Here is a diagram for sorting numbers.

Write **one number** in each box.

One is done for you.

	multiple of 5	not a multiple of 5
multiple of 3	30	
not a multiple of 3		



Y6 SATS

Sorting Diagrams BOOSTER

Help Code : 026

2012A KS2 Q16

Here is a Venn diagram for sorting numbers.



2010A KS2 Q10

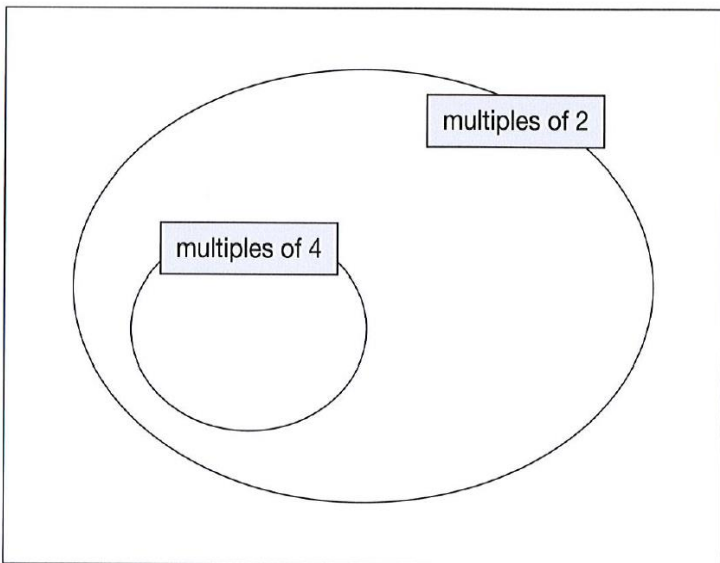
Here is a Carroll diagram for sorting numbers.



Write each number in its correct place on the diagram.

Write these **five** numbers in the correct places on the diagram.

10 11 12 13



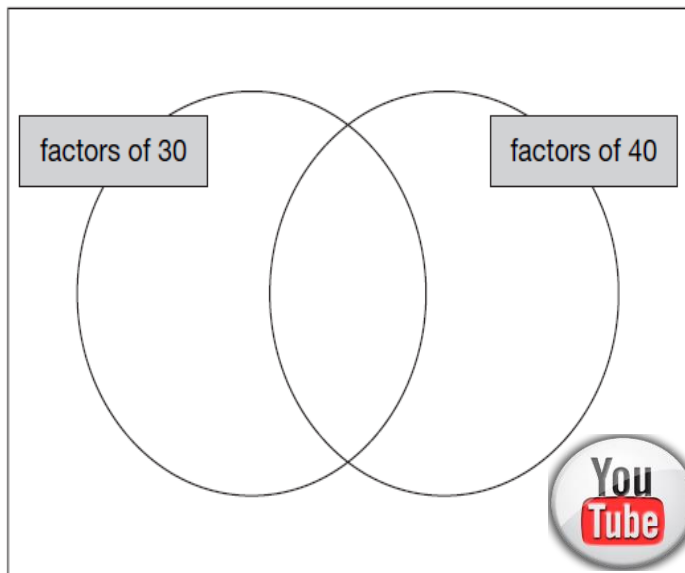
25 247 7002 49 990

	odd	not odd
a 3-digit number		
not a 3-digit number		

2006A KS2 Q13

Write these numbers in the correct places on the diagram.

5 6 7 8



2004A KS2 Q12

Here is a sorting diagram for numbers.

Write a number **less than 100** in each space.

	even	not even
a square number		
not a square number		





Write **each** of these numbers in its correct place on the sorting diagram.

40

8

15

